Now is good watch online

I'm not robot
reCAPTCHA

Continue


Br Ba 1,01
35 56
TUTTI I DIRITTI RISERVATI © MMXII FRANCESCO FRANCAVILLA
WWW.FRANCESCOFRANCAVILLA.COM - PULPSUNDAY.BLOGSPOT.COM


Sun on the Rind
Poems by Bonnie Thomas

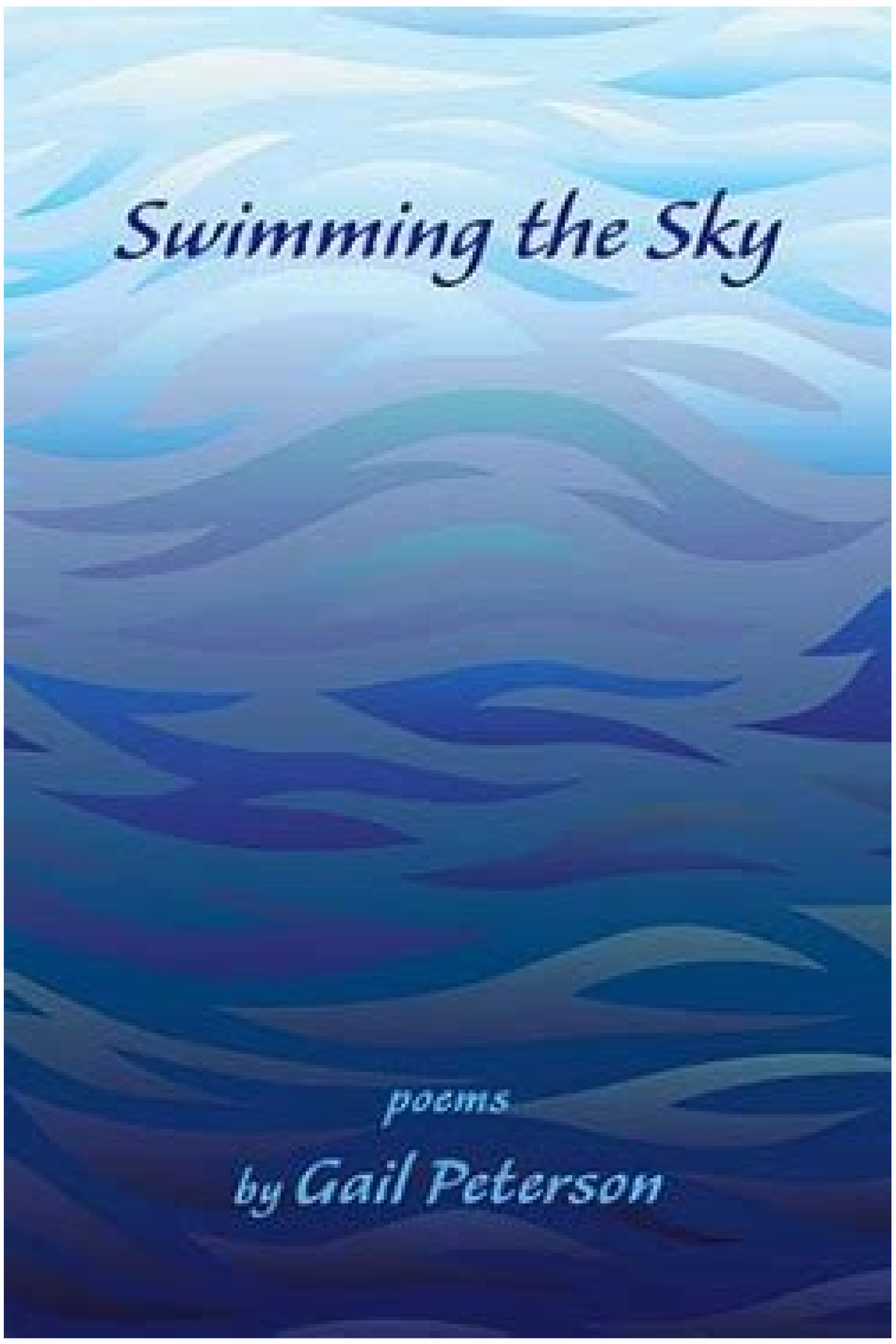
Swimming the Sky
poems
by Gail Peterson

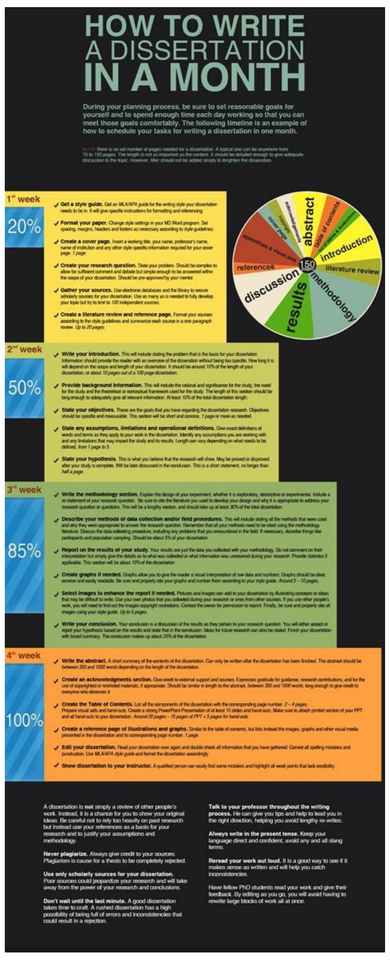

HOW TO WRITE A DISSERTATION IN A MONTH

During your planning process, be sure to set reasonable goals for yourself and to spend enough time each day working so that you can meet those goals comfortably. The following timeline is an example of how to schedule your tasks for writing a dissertation in one month.

There is no set number of pages needed for a dissertation. A typical one can be anywhere from 70 to 150 pages. The length is not as important as the content. It should be detailed enough to give adequate discussion to the topic. However, filler should not be added simply to lengthen the dissertation.

1st week — 20%

- **Get a style guide.** Get an MLA/APA guide for the writing style your dissertation needs to be in. It will give specific instructions for formatting and referencing.
- **Format your paper.** Change style settings in your MS Word program. Set spacing, margins, headers and footers as necessary according to style guidelines.
- **Create a cover page.** Insert a working title, your name, professor's name, name of institution and any other style specific information required for your cover page. *1 page.*
- **Create your research question.** State your problem. Should be complex to allow for sufficient comment and debate but simple enough to be answered within the scope of your dissertation. Should be pre-approved by your mentor.
- **Gather your sources.** Use electronic databases and the library to secure scholarly sources for your dissertation. Use as many as is needed to fully develop your topic but try to limit to *100 independent sources.*
- **Create a literature review and reference page.** Format your sources according to the style guidelines and summarize each source in a one paragraph review. *Up to 20 pages.*

2nd week — 50%

- **Write your introduction.** This will include stating the problem that is the basis for your dissertation. Information should provide the reader with an overview of the dissertation without being too specific. How long it is will depend on the scope and length of your dissertation. It should be around 10% of the length of your dissertation, or about *10 pages out of a 100 page dissertation.*
- **Provide background information.** This will include the rational and significance for the study, the need for the study and the theoretical or conceptual framework used for the study. The length of this section should be long enough to adequately give all relevant information. At least 10% of the total dissertation length.
- **State your objectives.** These are the goals that you have regarding the dissertation research. Objectives should be specific and measurable. This section will be short and concise, *1 page or more as needed.*
- **State any assumptions, limitations and operational definitions.** Give exact definitions of words and terms as they apply to your work in the dissertation. Identify any assumptions you are working with and any limitations that may impact the study and its results. Length can vary depending on what needs to be defined, from *1 page to 3.*
- **State your hypothesis.** This is what you believe that the research will show. May be proved or disproved after your study is complete. Will be later discussed in the conclusion. This is a short statement, no longer than *half a page.*

3rd week — 85%

- **Write the methodology section.** Explain the design of your experiment, whether it is explanatory, descriptive or experimental. Include a re-statement of your research question. Be sure to cite the literature you used to develop your design and why it is appropriate to address your research question or questions. This will be a lengthy section, and should take up at least 30% of the total dissertation.
- **Describe your methods of data collection and/or field procedures.** This will include stating all the methods that were used and why they were appropriate to answer the research question. Remember that all your methods need to be cited using the methodology literature. Discuss the data collecting procedures, including any problems that you encountered in the field. If necessary, describe things like participants and population sampling. Should be about 5% of your dissertation.
- **Report on the results of your study.** Your results are just the data you collected with your methodology. Do not comment on their interpretation but simply give the details as to what was collected or what information was uncovered during your research. Provide statistics if applicable. This section will be about 10% of the dissertation.
- **Create graphs if needed.** Graphs allow you to give the reader a visual interpretation of raw data and numbers. Graphs should be clear, concise and easily readable. Be sure and properly cite your graphs and number them according to your style guide. *Around 5 – 10 pages.*
- **Select images to enhance the report if needed.** Pictures and images can add to your dissertation by illustrating concepts or ideas that may be difficult to write. Use your own photos that you collected during your research or ones from other sources. If you use other people's work, you will need to find out the images copyright restrictions. Contact the owner for permission to reprint. Finally, be sure and properly cite all images using your style guide. *Up to 5 pages.*
- **Write your conclusion.** Your conclusion is a discussion of the results as they pertain to your research question. You will either accept or reject your hypothesis based on the results and state that in the conclusion. Ideas for future research can also be stated. Finish your dissertation with broad summary. The conclusion makes up about 25% of the dissertation.

4th week — 100%

- **Write the abstract.** A short summary of the contents of the dissertation. Can only be written after the dissertation has been finished. The abstract should be between *200 and 1000* words depending on the length of the dissertation.
- **Create an acknowledgments section.** Give credit to external support and sources. Expresses gratitude for guidance, research contributions, and for the use of copyrighted or restricted materials, if appropriate. Should be similar in length to the abstract, between 200 and 1000 words, long enough to give credit to everyone who deserves it.
- **Create the Table of Contents.** List all the components of the dissertation with the corresponding page number. *2 – 4 pages.* Prepare visual aids and hand-outs. Create a strong PowerPoint Presentation of at least 15 slides and hand-outs. Make sure to attach *printed version* of your PPT and all hand-outs to your dissertation. *Around 20 pages – 10 pages of PPT + 5 pages for hand-outs.*
- **Create a reference page of illustrations and graphs.** Similar to the table of contents, but lists instead the images, graphs and other visual media presented in the dissertation and its corresponding page number. *1 page.*
- **Edit your dissertation.** Read your dissertation over again and double-check all information that you have gathered. Correct all spelling mistakes and punctuation. Use MLA/APA style guide and format the dissertation accordingly.
- **Show dissertation to your instructor.** A qualified person can easily find some mistakes and highlight all weak points that lack credibility.

A dissertation is **not** simply a review of other people's work. Instead, it is a chance for you to show your original ideas. Be careful not to rely too heavily on past research but *instead* use your references as a basis for your research and to justify your assumptions and methodology.

Never plagiarize. Always give credit to your sources. Plagiarism is cause for a thesis to be completely rejected.

Use only scholarly sources for your dissertation. Poor sources could jeopardize your research and will take away from the power of your research and conclusions.

Don't wait until the last minute. A good dissertation takes time to craft. A rushed dissertation has a high possibility of being full of errors and inconsistencies that could result in a rejection.

Talk to your professor throughout the writing process. He can give you tips and help to lead you in the right direction, helping you avoid lengthy re-writes.

Always write in the present tense. Keep your language direct and confident, avoid any and all slang terms.

Reread your work out loud. It is a good way to see if it makes sense as written and will help you catch inconsistencies.

Have fellow PhD students read your work and give their feedback. By editing as you go, you will avoid having to rewrite large blocks of work all at once.

Where to buy nice watch. Where to buy good watches online. Where to watch as good as it gets online. Now is good - watch online.

A girl who dies of leukemia makes a list of things she wants to do before dying. At the top of the list there is her desire to lose virginity. A girl who dies of leukemia makes a list of things she wants to do before dying. At the top of the list there is his desire to lose his virginity. Now there is a good movie based on Jenny Downham's novel. The film tells the story of Tess, a new nineteen -year -old girl sick of leukemia. Tessa, played by Dakota Fanning, has undergone many treatments for several years, including chemotherapy. When his doctors finally tell him that they believe that cancer has become too important, Tesa decides to stop all the treatments and live as much as possible for the rest of his life. Tessa's decision is a shock for her family. His parents are separated and everyone lives the situation in a different way. Tessa's mother tries to be as united as possible. Tessa's father becomes sticky and tries to deny the fact that Tessa is dying. It continues to look for a remedy, even if there is nothing to do. Tessa's younger brother Kalt oscillates between emotions. He knows that his sister is dying, but it seems that he cannot accept the facts. In the meantime, Tessa asks her best friend Zoey to help her draw up a list of things to do before dying. The Tessa's wishes list includes some scandalous ideas, including the intake of drugs and the loss of virginity. Zoey is incredibly resolved and determined to make the last days of his best friend as fun and exciting as possible. But soon Zoey finds himself in trouble more than he expected. While Zoey and Tessa continue to complete the texts of Tessa, things are about to happen. The world of Tessa is upset as it approaches her near Adam. Adam is reserved and a little shy. But this does not prevent him from falling in love with Tessa. Tessa quickly falls in love with Adam. It was something that Tessa had never planned and now the couple must integrate the love of their life in a short time. Now valid for 2012. Drama lasting 1 hour and 43 minutes. He received very positive reviews from critics and spectators who assigned him an IMDB score of 7.0. Where to look now is fine, now it's good to look, play in streaming, download and buy on Google Play. Some platforms allow you to rent immediately for a limited period of time or buy a movie and download it to your device. First, don't worry,You won't spoil anything from this movie because I'm too lazy to summarize this story since it's already been summarized by many other reviewers. I have read the book and seen this movie twice and here is my final review of this movie: - very well shortened and edited. - Very good acting by all the actors, especially Dakota Fanning. I'm not British, but I know some British accents from watching many British TV series and listening to British YouTubers. And as far as I know, Dakota's British accent seems to be flawless. If you're British, you couldn't agree more. The only downside: I still wonder if Olivia's blonde was necessary. Or maybe she should dye her hair to make it look more natural. But even if these two actors (Olivia and Dakota) had kept their natural hair color, the movie would have been successful because the script was written perfectly. FilmSeriale and Tic Stricts Filmswiastuny and interviews with subjects made in Hollywood, if your film/series is not in our library, you can submit a request here. We will try to share them as soon as possible! If your film/program is not listed in our library, you can submit your request here. We will try to share it as soon as possible! as fast as possible!